

How to Subscribe to the Flex MBA Events Calendar from Google Calendars

UPDATED ON 9/25/2018

A solid orange horizontal bar spanning the width of the page, located at the bottom.

Step 1: Go to the Flex MBA Events Page

1. Head to myFlexMBA (www.mason.wm.edu/myflexmba)
2. Select “More” under the Flex MBA Events calendar, which will navigate you to the official Flex MBA Events page.

Step 2: Right click and copy the ICAL link

W&M Events Home > Raymond A. Mason School of Business Events

RAYMOND A. MASON SCHOOL OF BUSINESS EVENTS

This calendar presented by Raymond A. Mason School of Business

VIEW:

ICAL:

RELATED CALENDARS

- Boehly Center Events
- Center for Corporate Education
- Entrepreneurship Center
- Executive MBA Events
- Flex MBA Events
- Full Time MBA Events
- Mason Alumni Events
- Mason Career Events

UPCOMING

MBAA Membership Meeting February 7

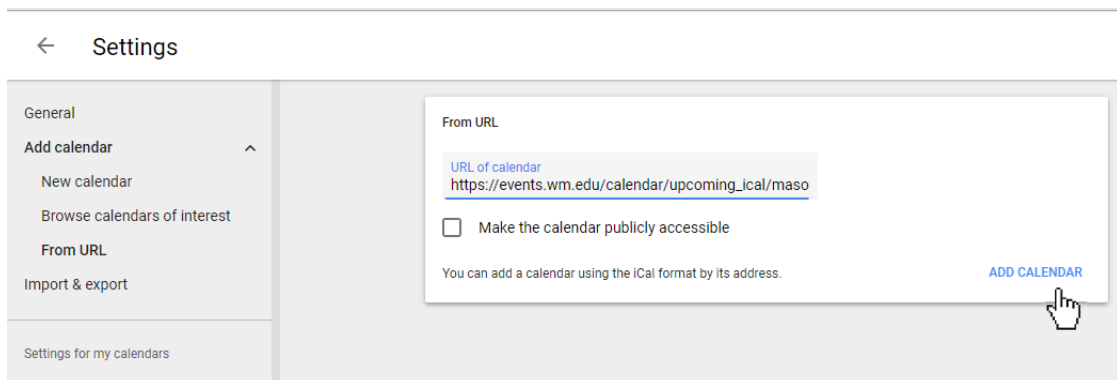
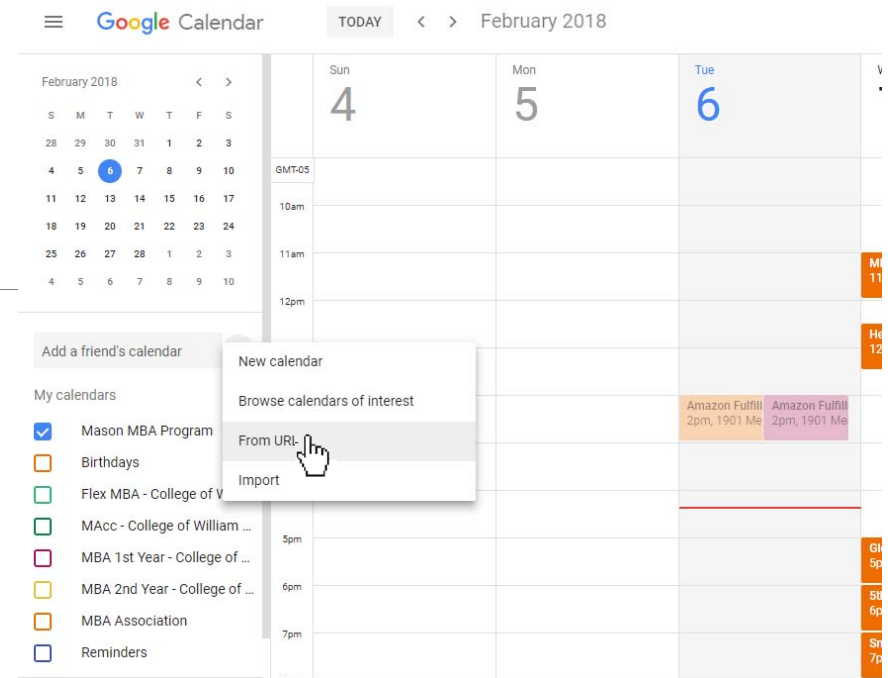
Healthcare Employee Networking February 7

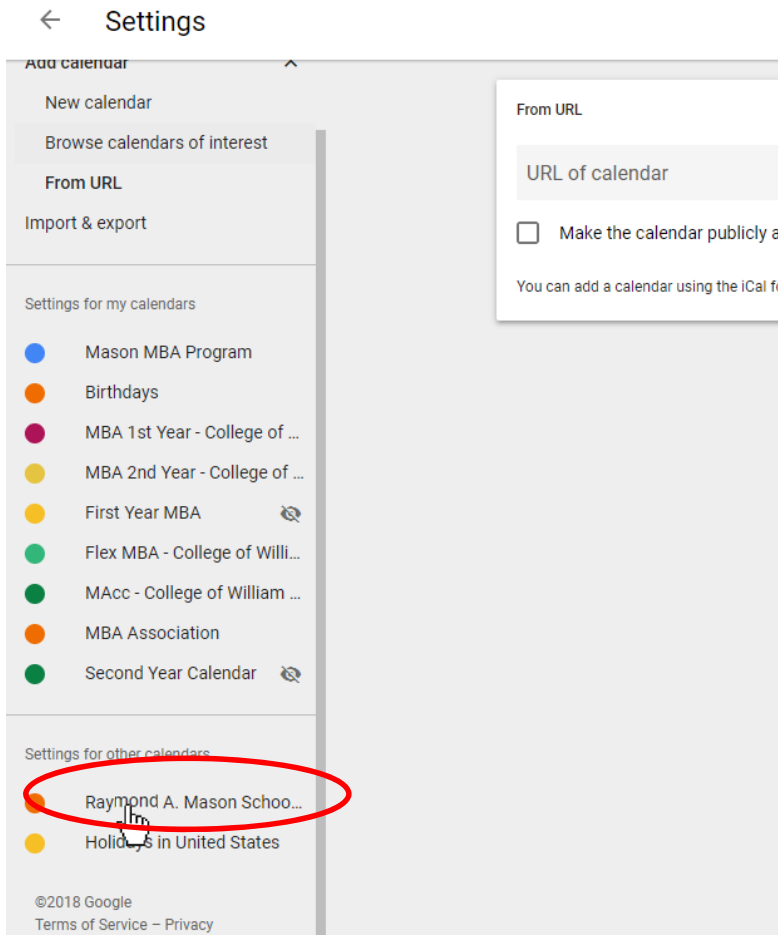
Global Business Minor Global Business Minor Information Session February 7

Summer Semester Abroad Ireland 2018

Step 3: Add to Google Calendar

1. Sign in to the Google Account you wish to add the WM Event calendar to, and go to the Google Calendar page
2. Click on the plus button next to the “Add a friend’s calendar” on the left hand side
3. Click on “From URL”
4. Paste the ICAL Link previously copied from WM Events.
5. Click “Add Calendar”





Step 4: Check Subscription

You should now be able to see the calendar you have subscribed to under “Other Calendars” within Google Calendar.

By subscribing with the URL, the Google Calendar will refresh and add new events as they are updated.