

Mergent WebReports

A User's Guide

Welcome to Mergent WebReports. This user guide will show you everything you need to know to access and utilize the wealth of information available from Mergent WebReports.

This program is an Internet-based database that may be accessed by using one of the network computers in the McLeod Business Library in Alan B. Miller Hall or the Peninsula Center in Newport News.

Mason School of Business graduate students, undergraduate students with a Business major, faculty and staff may also access this program through the Mason School of Business network.

Other College of William & Mary students, faculty and staff may access Mergent WebReports by going to the Earl Gregg Swem Library home page at <http://swem.wm.edu>.

Select **Research** on the Home page header, then **Library Databases** in the menu column on the left. On the Library Databases page select **Business & Economics** in the **Categories** data field on the right and click on the **Apply Filters** button. Mergent WebReports will be on the list displayed.

The screenshot shows the Mergent WebReports website. At the top, there is a logo for Mergent WebReports and a navigation bar with links for Contact Us, Help, and Logout. Below the navigation bar, there is a welcome message and a search box. The main content area features a section titled "Latest Industry Reports" with a table of reports. The table has columns for Document Date, Name, Description, Region, and Industry. Below the table, there is a footer with copyright information and various links.

Document Date	Name	Description	Region	Industry
Oct 2010	Telecommuni...	This is the first Latin American telecommunications report, focusing on the markets in Arge...	Latin America	Telecommunicatio...
Sep 2010	Media	This report updates the previous Asia-Pacific media report, focusing on the markets in Au...	Asia Pacific	Media
Sep 2010	Pharmaceutic...	This report updates the previous Asia-Pacific pharmaceuticals report, focusing on the mar...	Asia Pacific	Pharmaceuticals
Sep 2010	Automotive	This report updates the previous European automotive report, focusing on the markets in F...	Europe	Automotive
Sep 2010	Insurance	This report updates the previous European insurance report, focusing on the markets in Fr...	Europe	Insurance

Introduction

Mergent WebReports includes company annual reports, prospectuses, industry reports and other company related documents in PDF image formats. Access more than 300,000 documents covering over 50,000 global companies from over 100 countries.

Table of Contents

Introduction.....	1
Table of Contents.....	2
The Opening Screen.....	3
Search Page.....	4
Company Search Tab.....	4
Corporate Manual Search Tab.....	5
Municipal Manual Search Tab.....	6
Annual Report Search Tab.....	7
Industry Report Search Tab.....	8
Equity Report Search Tab.....	9
EDGAR Search Tab.....	10
Company Page.....	11
Company Details Tab.....	12
Annual Reports Tab.....	13
Industry Reports Tab.....	14
Equity Reports Tab.....	14
Bond Reports Tab.....	15
EDGAR Filings Tab.....	15

The Opening Screen

Mergent WebReports opens with a *Welcome* page displaying a header with three links, a **Search Mergent WebReports** link to open the *Search* page (see page 4), and a listing of recent industry reports (this is not an active list with links to the reports).

Note: If the opening page has a Login box instead of the **Search Mergent WebReports** link, close the program and click on the link on the Business Library Databases page again.

Friday, October 22, 2010

Welcome to Mergent WebReports™

Mergent WebReports is an online database that allows you to access a vast archive of corporate and industry related documents. WebReports contains more than 180,000 documents covering over 100 countries and industries using an easy to navigate and reliable system.

New features of WebReports:

- New design which includes new features of resizable and sort able columns.
- Corporate Manuals, ranging back to the early 1900s, possess a richness of corporate history and business descriptions and in-depth financial statements. The collection is all searchable by company name, year or manual type.
- Continuous efforts to increase quality of our digital manual collection.
- Enhanced search criteria for Equity Reports module

[>Click here for more<](#)

Search Mergent WebReports

Thursday, October 21, 2010

Contact Us Help Logout [jps_college_of_william_and_mary]

Latest Industry Reports

Document Date	Name	Description	Region	Industry
Oct 2010	Telecommuni...	This is the first Latin American telecommunications report, focusing on the markets in Arge...	Latin America	Telecommunicatio...
Sep 2010	Media	This report updates the previous Asia-Pacific media report, focusing on the markets in Au...	Asia Pacific	Media
Sep 2010	Pharmaceutic...	This report updates the previous Asia-Pacific pharmaceuticals report, focusing on the mar...	Asia Pacific	Pharmaceuticals
Sep 2010	Automotive	This report updates the previous European automotive report, focusing on the markets in F...	Europe	Automotive
Sep 2010	Insurance	This report updates the previous European insurance report, focusing on the markets in Fr...	Europe	Insurance

Page 1 of 1

Displaying reports 1 - 19 of 19

©Copyright 2004 - 2010 Mergent, Inc. All Rights Reserved. www.mergent.com IP : 128.239.110.28 About Us Announcements Copyright Privacy Policy Service Level F

Header Links

The header has three links: **Contact Us**, **Help** and **Logout**.

Contact Us

The **Contact Us** link will open a page with contact information. If you need assistance with the WebReports program please contact a member of the Business Library staff. If the company must be contacted the staff will perform this duty.

Help

The **Help** link will open a *Help* page in a new window. This page gives you various tips for using the program.

Logout

The **Logout** link will close the program.

Help

Welcome to the Mergent WebReports Help System!

This help system was designed to provide you detailed information concerning the operation of Mergent WebReports. Each page within Mergent WebReports has its own help section, displayed using the HELP link on the upper right hand corner of the screen.

Each help page has a set of three navigation buttons at the bottom, as is the case with this page. These buttons allow you to move easily between the various help pages that you have viewed. The Back and Forward buttons do not function until you have viewed more than one page in the help.

I. Homepage and Sign-in page of WebReports

Accessing Mergent WebReports

In order to view the full site you are required to login using a User Name and Password or by using IP-authentication process supplied by Mergent Technical Support. To display the login box, choose the "Enter Mergent WebReports" link at the left of the page.

Notes

You if are an IP-authenticated user of Mergent WebReports then you could automatically be redirected to the search page, by-passing the login process. Please install Adobe Acrobat Reader in order to view the documents (www.adobe.com). We at Mergent want to hear your comments and feedback, if you have any suggestions, please send them to our technical support by clicking the feedback link on the footer of each screen.

II. Searching

WebReports allows two types searching: company search and document search. To select the type of search you want to perform, simply click on the appropriate folder tab.

Using Company Search

Under the Company Search, a user may select up to three of the following criteria to retrieve results. Please note that the system allows for multiple search and different criteria use.

Company name or Ticker Symbol (Ticker Symbols are used for US companies only) - Simply click on the radio buttons to select either a company name textbox field or a ticker symbol textbox field and enter the company name or ticker symbol. The Wildcard (*) can be used at the beginning, middle or end of Search

Close

Search Page

The *Search* page is displayed when you first enter the program from the Opening screen. This page has the same links in the header as the opening page (plus a **Home** link to return you to the Opening screen).

The *Search* page has a line of eight tabs in the header: **Company Search**, **Corporate Manual Search**, **Municipal Manual Search**, **Annual Report Search**, **Industry Report Search**, **Equity Report Search**, **EDGAR Search**, and **Asia Today** (Asia Today is currently grayed out and not included in the current subscription).

Each of these tabs will open a different search page. The **Company Search** tab is displayed when the program is first entered.

Company Search Tab

The **Company Search** tab has four data fields: **Company Name**, **Ticker**, **CUSIP** (Committee on Uniform Security Identification Procedures—maintained by S&P for the American Bankers Association), and **CIK** (Central Index Key). The **Ticker**, **CUSIP** and **CIK** data fields will only search U.S. and Canadian companies.

Entering a search term into one of these data fields and clicking on the **Search** button will open a *Company Search Results* page. This page has the results in a table with seven columns. The first column,

Company	Ticker	Exchange	CUSIP	CIK	Country	Region
Federal-Mogul Corp.	FDML	NASDAQ National Market System	31354940	0001419581	United States	North America
Federal Paper Board Co., Inc.	FBO	New York	31369310	0000034891	United States	North America
Federal Realty Investment Trust (MD)	FRT	New York	31374720	0000034903	United States	North America
Federal Resources Corp.	FDRC	National Bulletin Board	31376510		United States	North America
Federal Screw Works	FSCR	National Bulletin Board	31381910	0000034908	United States	North America
Federal Signal Corp.	FSS	New York	31385510	0000277509	United States	North America
Federal Express Corp.	FDX	New York	31330910	0000230211	United States	North America
Federal Insurance Co.	FDRL	National Bulletin Board	31345910		United States	North America
Federal Agricultural Mortgage Corp.	AGM	New York	31314830	0000845877	United States	North America
Federal Furniture Holdings (M) Berhad (Malaysia)		Not Listed			Malaysia	Asia Pacific
Federal Trust Corp.	FDTR	Over-the-Counter	31401210	0000842640	United States	North America
Federal Bank Ltd (The) (India)	FDBA Y	National Bulletin Board	31316210		India	Asia Pacific
Federal International (2000) Ltd	FDIT F	National Bulletin Board			Singapore	Asia Pacific
Federal Grid Company Unified Energy Systems Joint Stock Co.	FGCY F	National Bulletin Board			Russia	Europe

Company, lists the company name. Each name is a link to that company’s *Company* page. See page 11 for information about the *Company* page.

The other columns are Ticker, Exchange, CUSIP, CIK, Country and Region.

You may return to the *Search* page by clicking on the **New Search** link at the top of the page.

Corporate Manual Search Tab

The **Corporate Manual Search** tab has three data fields: **Company Name**, **Manual**, and **Year**. The **Manual** and **Year** data fields have drop-down menus with lists from which you may make a selection.

Entering a search term into the **Company Name** data field and making selections from one or more of the other data fields (optional) and clicking on the **Search** button will open a *Corporate Manuals Search Results* page.

This page has the results displayed in a table of six columns: Company, Year, Manual, Volume, Page, and PDF.

Company Name:

Manual:

Year:

The Company column lists the names of the companies found in your search. These names are not links to *Company* pages.

The Year column indicates

the year of the corporate manual in which a report for this company is included.

The Manual column has links (i.e., Bank & Finance, Industrial, etc.) to the entire manual for the investment sectors indicated. The manual will be opened in a new window.

The manual may be of considerable length (i.e., 3062 pages) and some may be very old (i.e., 1930). These are scans of the individual pages of the original printed manual. Some pages may be out of order.

The Volume column indicates the volume of the manual.

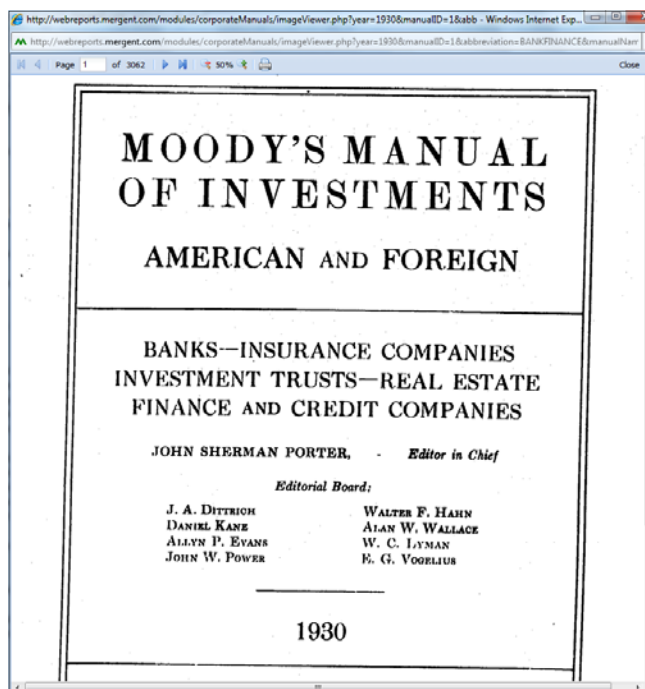
The Page column indicates the page of the manual on which the company is reported. These pages numbers are links to the actual page of the manual. Clicking on the link will open the entire manual, the same manual as the link in the Manual column, but the manual will be opened to the correct page.

The PDF column has icons that will open the manual in PDF format. Clicking on the icon

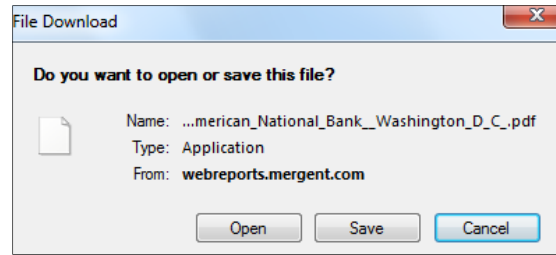
Thursday, October 21, 2010 Home Contact Us

Corporate Manuals Search Results:

Company	Year	Manual	Volume	Page	PDF
Federal - American National Bank (Washington D...	1930	BANK & FINANCE	1	551	
Federal - American National Bank, Washington, ...	1928	BANK & FINANCE	1	843	
Federal Adding Machine Corporation	1922	INDUSTRIAL	1	1124	
Federal Adding Machine Corporation	1921	INDUSTRIAL	1	1222	
Federal Adding Machine Corporation	1920	INDUSTRIAL	1	1022	
Federal Advisers, Incorporated	1940	PUBLIC UTILITY	1	745	
Federal Affordable Housing Corp.	1999	OTC UNLISTED	1	809	
Federal Affordable Housing Corp.	1996	OTC UNLISTED	1	778	
Federal Agricultural Mortgage Corp	2008	BANK & FINANCE	1	1314	
Federal Agricultural Mortgage Corp	2007	BANK & FINANCE	1	1281	



will open the *File Download* window where you are given the choice of either opening or saving the file.



Clicking on **Open** will open the file using Acrobat Reader. This is the same manual that is opened in the other columns but is it in PDF format and only includes the cover and pages that pertain to the company selected.

The **Save** button will open the *Save As* window where you are prompted to name the file and select the location to save it.

You may return to the *Search* page by clicking on the **New Corporate Manuals Search** link at the top of the page.

Municipal Manual Search Tab

The **Municipal Manual Search** tab has two data fields: **Issue Name** and **Year**. The **Year** data field has a drop-down menu with a list of years from which you may make a selection.

Entering a search term into the **Issue Name** data field, selecting a year (optional) and clicking on the **Search** button will open a *Municipal Manuals Search Results* page.

This page has the results displayed in a table of six columns: Company, Year, Manual, Volume, Page, and PDF.

This table is similar to and operates in a similar manner as the *Corporate Manuals Search Results* page. See page 5 for information about this page.

You may return to the *Search* page by clicking on the **New Municipal Manuals Search** link at the top of the page.

Thursday, October 21, 2010 Home Cont

Municipal Manuals Search Results: New Municipal Manuals Search

Company	Year	Manual	Volume	Page	PDF
Federal Intermediate Credit Banks	1951	MUNICIPAL & GOVERNMENT	1	113	
Federal Agencies	1967	MUNICIPAL & GOVERNMENT	1	164	
Federal Agencies	1953	MUNICIPAL & GOVERNMENT	1	115	
Federal Agricultural Mortgage Corp	2002	MUNICIPAL & GOVERNMENT	1	53	
Federal Agricultural Mortgage Corp. (Usa)	2003	MUNICIPAL & GOVERNMENT	1	49	
Federal Agricultural Mtge Corp	1995	MUNICIPAL & GOVERNMENT	1	129	
Federal Agricultural Mtge. Corp	2001	MUNICIPAL & GOVERNMENT	1	66	
Federal Agricultural Mtge. Corp	2000	MUNICIPAL & GOVERNMENT	1	65	
Federal Agricultural Mtge. Corp	1999	MUNICIPAL & GOVERNMENT	1	67	
Federal Agricultural Mtge. Corp	1998	MUNICIPAL & GOVERNMENT	1	71	
Federal Agricultural Mtge. Corp	1997	MUNICIPAL & GOVERNMENT	1	92	
Federal Agricultural Mtge. Corp	1994	MUNICIPAL & GOVERNMENT	1	158	
Federal Agricultural Mtge. Corp	1992	MUNICIPAL & GOVERNMENT	1	154	
Federal Agricultural Mtoe. Coro	1990	MUNICIPAL & GOVERNMENT	1	165	

Annual Report Search Tab

The **Annual Report Search** tab has six data fields in three groups: Company, Region/Country, and Sector.

The Company group has two data fields, **Company Name** and **Ticker**, that you may use to enter search terms.

The Region/Country group

has two data fields, **Region** and **Country**, with drop-down menus from which you may make selections.

The Sector group also has two data fields, **SIC** and **NAIC**, with drop-down menus from which you may make selections.

Entering a search term into the data fields and making selections from the other data fields

(optional) and clicking on the **Search** button will open an *Annual Reports Search Results* page.

This page has the results displayed in a table of nine columns: Company, Document Date, Ticker, Country, Region, File Size, Document Type, Language, and Report.

Type, Language, and Report.

The Report column has icons that will open the report in PDF format. Clicking on the icon will open the *File Download* window where you are given the choice of either opening or saving the file.



Clicking on **Open** will open the file using Acrobat Reader.

The **Save** button will open the *Save As* window where you are prompted to name the file and select the location to save it.

You may return to the *Search* page by clicking on the **New Annual Reports Search** link at the top of the page.

Thursday, October 21, 2010 Home Contact Us Help Logout

Annual Reports Search Results New Annual Reports Search

Company	Document Date	Ticker	Country	Region	File Size	Document Type	Language	Report
Federal Screw Works	06/30/2010	FSCR	United States	North America	165.41KB	Annual Report	English	
Federal Screw Works	03/31/2010	FSCR	United States	North America	66.13KB	Interim 3rd Quarter	English	
Federal Reserve Bank of Kansas City, D...	12/31/2009		United States	North America	871.71KB	Financial Stmt. (annual)	English	
Federal Home Loan Bank San Francisco	12/31/2009		United States	US and Canada	749.17KB	10K or Int'l Equivalent	English	
Federal Reserve Bank of Philadelphia, Di...	12/31/2009		United States	US and Canada	1.32MB	Financial Stmt. (annual)	English	
Federal Home Loan Bank Boston	12/31/2009		United States	North America	831.35KB	10K or Int'l Equivalent	English	
Federal Reserve Bank of Minneapolis, Di...	12/31/2009		United States	US and Canada	868.78KB	Financial Stmt. (annual)	English	
Federal Reserve Bank of Cleveland, Dist...	12/31/2009		United States	North America	10.53MB	Annual Report	English	
Federal Reserve Bank of Atlanta, Dist. N...	12/31/2009		United States	North America	1.65MB	Financial Stmt. (annual)	English	
Federal Reserve Bank of Cleveland, Dist...	12/31/2009		United States	US and Canada	753.04KB	Financial Stmt. (annual)	English	
Federal Home Loan Bank New York	12/31/2009		United States	North America	869.12KB	10K or Int'l Equivalent	English	
Federal Screw Works	12/31/2009	FSCR	United States	North America	67.37KB	Interim 2nd Quarter	English	
Federal Reserve Bank of Richmond, Dist...	12/31/2009		United States	North America	1.88MB	Annual Report	English	
Federal Reserve Bank of Dallas, Dist. No...	12/31/2009		United States	US and Canada	3.68MB	Annual Report	English	
Federal Reserve Bank of Chicago, Dist. ...	12/31/2009		United States	North America	6.65MB	Annual Report	English	
Federal Reserve Bank of St. Louis, Dist. ...	12/31/2009		United States	North America	831.87KB	Financial Stmt. (annual)	English	
Federal-Mogul Corp.	12/31/2009	FDML	United States	US and Canada	509.00KB	10K or Int'l Equivalent	English	
Federal Reserve Bank of New York, Dis...	12/31/2009		United States	US and Canada	1.42MB	Financial Stmt. (annual)	English	
Federal Signal Corp.	12/31/2009	FSS	United States	US and Canada	236.65KB	10K or Int'l Equivalent	English	

Industry Report Search Tab

The **Industry Report Search** tab has five data fields: **Company Name**, **Industry**, **Region**, **Start Date** and **End Date**. The **Industry** and **Region** data fields have drop-down menus with lists from which you may make selections. The **Start Date** and **End Date** data fields open calendars where you may select dates.



Company Name:

Industry:

Region:

Date Range:

Start Date:

End Date:

Entering a search term into the **Company Name** data field, selecting an industry or region and date range (optional) and clicking on the **Search** button will open an *Industry Reports Search Results* page.

This page has the results displayed in a table of six columns: Document Date, Name, Description, Region, Industry, and Report.

Document Date	Name	Description	Region	Industry	Report
Sep 2010	Biotechnology	This report updates the previous North American biotechnology report, focusing on the ma...	North America	Biotechnology	
Aug 2010	Aviation	This report updates the previous Asia-Pacific aviation report, focusing on the markets in A...	Asia Pacific	Aviation	
Aug 2010	Precious Metals	This report updates the previous North American precious metals report, focusing on the ...	North America	Precious Metals	
Jul 2010	Property	This report updates the previous North American property report, focusing on the markets...	North America	Property & Devel...	
Jul 2010	Telecommunicati...	This report updates the previous Asia-Pacific telecommunications report, focusing on the ...	Asia Pacific	Telecommunicatio...	
Jun 2010	Automotive	This report updates the previous Asia-Pacific automotive report, focusing on the markets i...	Asia Pacific	Automotive	
Jun 2010	Aviation	This report updates the previous North American aviation report, focusing on the markets i...	North America	Aviation	
Jun 2010	Banking	This report updates the previous Asia-Pacific banking report, focusing on the markets in A...	Asia Pacific	Banking	
Jun 2010	Biotechnology	This report updates the previous Asia-Pacific biotechnology report, focusing on the marke...	Asia Pacific	Biotechnology	
Jun 2010	Insurance	This report updates the previous North American insurance report, focusing on the market...	North America	Insurance	
May 2010	Electricity	This report updates the previous North American electricity report, focusing on the market...	North America	Electricity	
May 2010	Insurance	This report updates the previous Asia-Pacific insurance report, focusing on the markets in ...	Asia Pacific	Insurance	
May 2010	Property	This report updates the previous Asia-Pacific property report, focusing on the markets in ...	Asia Pacific	Property & Devel...	

The Report column has icons that will open the report in PDF format. Clicking on the icon will open the *File Download* window where you are given the choice of either opening or saving the file.

Clicking on **Open** will open the file using Acrobat Reader.

The **Save** button will open the *Save As* window where you are prompted to name the file and select the location to save it.

You may return to the *Search* page by clicking on the **New Industry Reports Search** link at the top of the page.

CONTENTS

- Current Environment – US
 - Sector Overview
 - Sector Performance
 - Leading Companies
 - Initial Public Offerings
 - Mergers, Acquisitions and Alliances
- Current Environment – Canada
 - Sector Overview
 - Sector Performance
 - Leading Companies
 - Initial Public Offerings
 - Mergers, Acquisitions and Alliances
- Industry Profile – US
 - Industry Size and Value
 - Sector Investment
 - Government Investment
 - Research and Development
 - Policy and Regulatory Environment
- Industry Profile – Canada
 - Industry Size and Value
 - Sector Investment
 - Government Investment
 - Policy and Regulatory Environment
- Market Trends and Outlook – US
 - The Use of Biotech Crops on the Rise
 - Push for Greater Intellectual Property Protection for Biotech Products
 - Stem Cell Research Given a New Lease on Life
 - Market Outlook
- Market Trends and Outlook – Canada

Current Environment – Key Points

- Over the past few months, the business environment started to improve for the US biotech industry. Leading companies mostly enjoyed improved financial results, although their share performances remained subdued.
- The weaker performances of biotech indices and stocks did little to hinder the number of IPOs floated during the first half of the year.
- California-based Amgen, the world's largest biotech company by revenues, reported an improved financial performance for the first quarter of 2010.
- Despite the challenging economic environment, the US biotech industry continued to see a run of M&A and alliance deals over the past six months.
- The Canadian biotech industry performed better during the first half of 2010 as the economy rebounded and investor confidence returned somewhat.
- Leading Canadian biotech companies reported mixed financial results as most companies continued to feel the hangover from the weaker economic environment during the first half of 2009.

Industry Profile – Key Points

- The US biotech industry is highly critical to innovation in the US and has made very significant contributions to the healthcare and agricultural industries worldwide, churning out life-saving and life-changing products.
- Years of complaints about the Federal Government's reluctance to expand its R&D budget came to an end when the Obama Administration announced it would funnel billions of additional dollars into biomedical research.
- Biotech firms in the US spent US\$25.1 billion on biotech R&D in 2006 — 75% of all biotech R&D expenditure by firms in the 19 countries with available data, according to the Organization for Economic Cooperation and Development (OECD).
- The economic downturn hit biotech firms in Canada hard in 2009, with several bankruptcies and the cancellation of research projects in oncology, infectious diseases, diabetes, hepatitis, cardiovascular disease and pain.
- As part of an effort to revitalize the sector and curb the number of Canadian biotech companies selling out to US investors, the Canadian Government launched a number of initiatives and funding opportunities over the several years.

Market Trends and Outlook – Key Points

- The level of genetically engineered crop use in the US is on the rise, with for instance 93% of all

Equity Report Search Tab

The **Equity Report Search** tab has three data fields, **Company Name**, **Ticker**, and **CUSIP**, and numerous other selections in two groups: **Other Criteria** and **Industries**.

The **Other Criteria** group has 11 criteria. A criterion is selected by clicking on the radio button next to the criterion. Only one criterion may be selected at a time in this group.

The **Industries** group has an expanding list of industries. The list may be expanded by clicking on the plus signs next to the topics. The list may be expanded until a document symbol is displayed. This indicates the lowest level of that section.

Industries are selected by clicking on the check box next to the item. Clicking on a topic heading check box will also select all the items within that topic.

The screenshot shows the search interface with the following elements:

- Company Name:** A text input field.
- Ticker:** A text input field.
- CUSIP:** A text input field.
- Other Criteria:** A group of radio buttons for selecting search criteria:
 - All Buys
 - All Sells
 - All Holds
 - All Strong Buys
 - All Strong Sells
 - Large Cap Strong Buys
 - Mid Cap Strong Buys
 - Small Cap Strong Buys
 - Large Cap Strong Sells
 - Mid Cap Strong Sells
 - Small Cap Strong Sells
- Industries:** A tree view of industry categories with checkboxes:
 - Consumer
 - Mining & Manufacturing
 - Construction
 - Services
 - Automotive
 - Auto Parts
 - Auto & Truck Mfg.
 - Tire & Rubber
 - Consumer Goods
 - Food & Beverage
 - Retail Stores
 - Mining & Manufacturing
 - Construction
 - Services
- Buttons:** Search and Reset.

Entering a search term into the **Company Name**, **Ticker** or **CUSIP** data fields, selecting other criteria (optional) and clicking on the **Search** button will open an *Equity Reports Search Results* page.

This page displays the results in a table with five columns. The **Company** column lists the names of the companies found in your search. Each company name is a link that will open the *Company* page for that company. See page 11 for information about the *Company* page.

The **Report** column has icons that will open the report in PDF format. Clicking on the icon will open the *File Download* window where you are given the choice of either opening or saving the file.

Clicking on **Open** will open the file using Acrobat Reader.

The screenshot shows the search results table and a sample report:

Company	Ticker	Exchange	CUSIP	Report
EarthLink Inc.	ELNK	NMS	270321102	
Ebx Inc.	EBX	NMS	278715206	
Silgan Holdings Inc.	SLGN	NMS	827048109	
Symantec Corp.	SYMC	NMS	871503108	
ADDvantage Technologies Group, Inc.	AEY	NMS	006743306	
Sybase, Inc.	SY	NYS	871130100	
McAfee Inc.	MFE	NYS	579064106	
Rimage Corp.	RIMG	NMS	766721104	
Williams Coal Seam Gas Royalty Trust	WTU	NYS	969450105	
Lockheed Martin Corp.	LMT	NYS	539830109	
FLIR Systems, Inc.	FLIR	NMS	302445101	
KMG Chemicals, Inc.	KMGB	NMS	482564101	
CSG Systems International Inc.				
Titanium Metals Corp.				
MAXIMUS Inc.				
Syntel Inc.				
L-3 Communications Holdings, Inc.				
Digital River, Inc.				
United Online Inc				
Omnova Solutions, Inc.				
Akamai Technologies Inc.				

The sample report is titled "Ford Equity Research Report EarthLink Inc. ELNK NMS" and includes sections for Overall Recommendation (Buy), Business Summary, and Price Performance.

The **Save** button will open the *Save As* window where you are prompted to name the file and select the location to save it.

You may return to the *Search* page by clicking on the **New Equity Reports Search** link at the top of the page.

EDGAR Search Tab

The **EDGAR Search** tab has seven data fields in two groups. The Filer group has four data fields: **Conformed Name**, **CIK**, **IRS Number**, and **State/Country of Incorporation**. The **State/Country of Incorporation** data field has a drop-down menu from which you may select an item.

The Filing group has three data fields: **Submission Type**, **Start Date** and **End Date**. The **Submission Type** data field has a drop-down menu from which you may select an item. The two date data fields display calendars on which you may select dates.

The screenshot shows the EDGAR Search form with two main sections: **Filer** and **Filing**. The **Filer** section includes input fields for **Conformed Name**, **CIK**, **IRS Number**, and a dropdown menu for **State/Country of Incorporation**. The **Filing** section includes a dropdown menu for **Submission Type** and two calendar pickers for **Start Date** and **End Date**. At the bottom are **Search** and **Reset** buttons.

Entering a search term into the **Conformed Name**, **CIK**, or **IRS Number**, selecting other criteria and clicking on the **Search** button will open an *EDGAR Document Search Results* page.

This page displays the results in a table with eight columns. Only the **Accession Number** column has active links. Clicking on a link in this column will open the document in a new window.

Thursday, October 21, 2010

EDGAR Document Search Results

Accession Number	Conformed Name	CIK	Submission Type	Filing Date	Document Count	IRS Number	State/Country
0000070502-10-000244	NATIONAL RURAL UTILITIES COOPER...	0000070502	10-K	08/30/2010	10	520891669	DC
0000950123-10-078867	NATIONAL AMERICAN UNIVERSITY H...	0001399855	10-K	08/18/2010	6	830479936	DE
0000070530-10-000049	NATIONAL SEMICONDUCTOR CORP	0000070530	10-K	07/20/2010	8	952095071	DE
0000950123-10-065795	NATIONAL BEVERAGE CORP	0000068691	10-K	07/15/2010	9	592605822	DE
0001072613-10-000536	NATIONAL DATACOMPUTER INC	0000812880	10-K	05/12/2010	3	042942832	DE
0001047469-10-004573	NATIONAL TECHNICAL SYSTEMS INC ...	0000110536	10-K	04/30/2010	8	954134955	CA
0001144204-10-023420	NATIONAL INVESTMENT MANAGERS L...	0000770461	10-K	04/30/2010	13	592091510	FL
0000711642-10-000137	NATIONAL TAX CREDIT INVESTORS II	0000859921	10-K	04/15/2010	4	931017959	CA
0001023175-10-000107	NATIONAL AUTOMATION SERVICES L...	0001415998	10-K	04/15/2010	18	000000000	NV
0001214659-10-000905	NATIONAL PATENT DEVELOPMENT C...	0001279715	10-K	03/31/2010	5	134005439	DE
0000711642-10-000115	NATIONAL TAX CREDIT PARTNERS L P	0000847415	10-K	03/31/2010	4	954205231	CA
0000950123-10-030914	NATIONAL CITY CREDIT CARD MAST...	0001332961	10-K	03/31/2010	7	000000000	DE
0000950123-10-031013	NATIONAL CONSUMER COOPERATIV...	0000356801	10-K	03/31/2010	17	521157795	DC
0001144204-10-017127	NATIONAL RESEARCH CORP	0000070487	10-K	03/31/2010	6	470634000	WI
0001193125-10-073630	NATIONAL COAL CORP	0001089575	10-K	03/31/2010	9	650601272	FL
0000711642-10-000101	NATIONAL PROPERT						
0000790362-10-000008	NATIONAL BANCSH						
0000711642-10-000093	NATIONAL HOUSING						
0000711642-10-000088	NATIONAL PROPERT						
0001144204-10-016256	NATIONAL PROPERT						
0000711642-10-000065	NATIONAL PROPERT						

You may return to the *Search* page by clicking on the **New EDGAR Document Search** link at the top of the *EDGAR Document Search Results* page.

The screenshot shows a Form 10-K filing document for National Coal Corp. The document is titled "UNITED STATES SECURITIES AND EXCHANGE COMMISSION FORM 10-K". It includes the company name, address (8915 George Williams Road Knoxville, TN 37923), and registration information. The document is dated for the fiscal year ended December 31, 2009.

Company Page

Selecting a company name from one of the search results lists will open the *Company* page for that company. The Company page has a header with four links (see below) and six tabs (see page 12).

The page opens with the **Company Details** tab displayed.

The screenshot shows a web browser window with the date "Tuesday, December 13, 2011" and a user profile "ips_college_of_william_and_mary". The page has a navigation bar with tabs: "Company Details", "Annual Reports", "Industry Reports", "Equity Reports", "Bond Reports", and "EDGAR Filings". Below this is a sub-navigation bar with "Company Information", "Financial Summary", and "Equity Pricing". The main content area is divided into two columns. The left column, titled "Company Information", lists details for Kellogg Co. The right column, titled "Business Summary", contains a paragraph of text. Below the business summary is a section for "Key Executives" listing James M. Jenness as Chairman and John A. Bryant as Chief Executive Officer.

Company Information	
Company Name	Kellogg Co
Street1	One Kellogg Square
Street2	P.O. Box 3599
City	Battle Creek
State	Michigan
Country	United States
Region	North America
ZipCode	49016-3599
Telephone	269 961-2000
CIK	0000055067
Ticker	K
Exchange	New York
Fax	616 961-2871
Email	
Website	http://www.kelloggcompany.com
Latest Fiscal Year End	01/01/2011

Business Summary

Kellogg is engaged in the manufacture and marketing of ready-to-eat cereal and convenience foods, such as cookies, crackers, toaster pastries, cereal bars, fruit-flavored snacks, frozen waffles and veggie foods. These products were, as of Feb 25 2011, manufactured in 18 countries and marketed in more than 180 countries. Co.'s cereal products are generally marketed under the Kellogg's name. Co. also markets cookies, crackers and other convenience foods under brands such as Kellogg's, Keebler, Cheez-It, Murray, Austin and Famous Amos. Co. has four geographic operating segments, comprised of North America and the international operating segments of Europe, Latin America, and Asia Pacific.

Key Executives

James M. Jenness	Chairman
John A. Bryant	Chief Executive Officer

Header Links

The links on the *Company* page header are: **Home**, **Contact Us**, **Help** and **Logout**.

The **Home** link will take you to the Mergent WebReports Opening screen. You will have to click on the **Search Mergent WebReports** link to re-enter the database.

The **Contact Us**, **Help** and **Logout** links are the same as those on the Opening screen. Please go to page 3 for information about these links.

Company Page Tabs

The *Company* page has six tabs: **Company Details** (with three more tabs), **Annual reports**, **Industry Reports**, **Equity Reports**, **Bond Reports**, and **EDGAR Filings**.

Company Details Tab

The *Company* page opens with the **Company Details** tab displayed. This tab has three tabs of its own: **Company Information**, **Financial Summary**, and **Equity Pricing**.

Company Information Tab

The **Company Information** tab is open when the **Company Details** tab is first displayed.

This tab has general information about the company, a business summary and a list of key executives.

Company Name	Kellogg Co
Street1	One Kellogg Square
Street2	P. O. Box 3599
City	Battle Creek
State	Michigan
Country	United States
Region	North America
ZipCode	49016-3599
Telephone	269 961-2000
CIK	0000055067
Ticker	K
Exchange	New York
Fax	616 961-2071
Email	
Website	http://www.kelloggcompany.com
Latest Fiscal Year End	01/01/2011

Business Summary
 Kellogg is engaged in the manufacture and marketing of ready-to-eat cereal and convenience foods, such as cookies, crackers, toaster pastries, cereal bars, fruit-flavored snacks, frozen waffles and veggie foods. These products were, as of Feb 25 2011, manufactured in 18 countries and marketed in more than 180 countries. Co.'s cereal products are generally marketed under the Kellogg's name. Co. also markets cookies, crackers and other convenience foods under brands such as Kellogg's, Keebler, Cheez-It, Murray, Austin and Famous Amos. Co. has four geographic operating segments, comprised of North America and the international operating segments of Europe, Latin America, and Asia Pacific.

Key Executives

James M. Jenness	Chairman
John A. Bryant	Chief Executive Officer

Financial Summary Tab

The **Financial Summary** tab has four more tabs: **Financial Highlights**, **Profitability Ratios**, **Liquidity Indicators**, and **Per Share**.

Each of these tabs will display a table of information about the company's financial status.

Financial Highlights	Profitability Ratios		Liquidity Indicators		Per Share	
	12/31/2004	12/31/1999	12/31/1993	12/31/1982	12/30/2005	
Total Revenue	\$605,032,000.00	\$442,474,000.00	\$322,602,000.00	\$116,791,000.00	\$731,702,000.00	
EBITDA	\$177,179,000.00	\$110,558,000.00	\$25,373,000.00	\$6,188,000.00	\$209,028,000.00	
Operating Income	\$161,531,000.00	\$93,191,000.00	\$16,902,000.00	\$5,706,000.00	\$191,070,000.00	
Net Income	\$108,681,000.00	\$59,341,000.00	\$9,493,000.00	\$587,000.00	\$125,854,000.00	
Total Assets	\$371,714,000.00	\$236,033,000.00	\$216,365,000.00	\$91,450,000.00	\$445,630,000.00	
Current Assets	\$227,226,000.00	\$137,989,000.00	\$147,259,000.00	\$56,757,000.00	\$213,898,000.00	
Total Liabilities	\$140,877,000.00	\$173,093,000.00	\$141,680,000.00	\$33,413,000.00	\$157,946,000.00	
Current Liabilities	\$96,773,000.00	\$78,263,000.00	\$99,611,000.00	\$21,056,000.00	\$111,581,000.00	
Long Term Debt	\$65,695,000.00	\$13,937,000.00	\$9,139,000.00	\$0.00	\$0.00	
Stockholders' Equity	\$230,837,000.00	\$62,940,000.00	\$74,685,000.00	\$56,037,000.00	\$287,884,000.00	

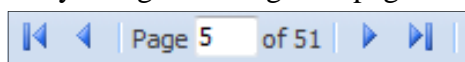
Equity Pricing Tab

The **Equity Pricing** tab also has some tabs: **Charts** and **Historical Pricing**. The **Charts** tab is displayed when the **Equity Pricing** tab is first opened. This chart shows about three years of pricing data, including a volume chart at the bottom of the page.



The **Historical Pricing** tab displays a table of information. You may choose to display **6 Months, 1 Year, 2 Years** or **3 Years** of information by clicking on the tabs near the top of the display.

Each table consists of multiple pages. The **3 Years** table pictured has 51 pages of information. You may navigate through the pages



Charts		Historical Pricing				
6 Months	1 Year	2 Years	3 Years			
Date	Open	High	Low	Close	Volume	Price Move
07/27/2010	87.16	87.39	86.33	86.80	4243864	-0.60
07/26/2010	86.50	87.47	85.89	87.32	4839776	+1.33
07/23/2010	84.70	86.27	84.35	86.17	4563297	+1.68
07/22/2010	84.73	85.14	83.85	84.75	7153793	+2.98
07/21/2010	82.64	83.11	81.34	82.30	4992404	+0.13
07/20/2010	80.48	82.34	80.01	82.19	3050754	+1.19
07/19/2010	81.48	81.55	80.08	81.22	3054127	+0.33
07/16/2010	82.71	82.77	80.70	80.95	4302449	-2.54
07/15/2010	83.17	83.17	81.53	83.06	4641963	+0.01
07/14/2010	83.13	83.68	82.49	83.05	3114288	-0.60
07/13/2010	82.84	84.57	82.84	83.55	5137399	+1.57
07/12/2010	81.87	82.26	81.36	82.26	3206584	+0.12
07/09/2010	81.11	82.25	81.11	82.16	2817343	+1.16
07/08/2010	81.12	81.59	80.09	81.22	3975745	+0.87
07/07/2010	78.44	80.58	77.93	80.52	4957837	+3.05

by using the arrow buttons at the bottom of the page. You also have the option to enter a number into the data field and press the **Enter** key to go directly to the desired page.

Annual Reports Tab

The **Annual Reports** tab opens with a table of reports. The table has about ten years of reports available.

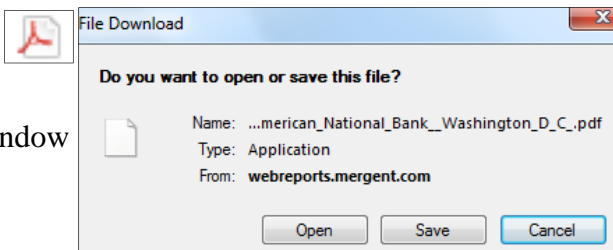
The Report column of the table has icons that are links to reports in PDF format. Clicking on an icon will open a *File Download* window.

Clicking on **Open** will open the file in a new window using Acrobat Reader.

The **Save** button will open the *Save As* window where you are prompted to name the file and select the location to save it.

Clicking on the **New Annual Reports Search** link in the **Annual Reports** tab header will open the **Annual Report Search** tab so that you may search for annual reports from other companies. See page 7 for information about the **Annual Report Search** tab.

Company Details	Annual Reports	Industry Reports	Equity Reports	Bond Reports	EDGAR Filings			
Annual Reports Search Results								
Company	Document Date	Ticker	Country	Region	FileSize	Document Type	Language	Report
3M Co	12/31/2009	MMM	United States	North America	432.49KB	10K or Int'l Equivalent	English	
3M Co	12/31/2008	MMM	United States	North America	774.83KB	Annual/10K Report	English	
3M Co	12/31/2007	MMM	United States	North America	1.16MB	Annual/10K Report	English	
3M Co	12/31/2006	MMM	United States	US and Canada	3.21MB	Annual/10K Report	English	
3M Co	12/31/2005	MMM	United States	North America	2.16MB	Annual/10K Report	English	
3M Co	12/31/2004	MMM	United States	North America	2.60MB	Annual/10K Report	English	
3M Co	12/31/2003	MMM	United States	North America	1.95MB	Annual/10K Report	English	
3M Co	12/31/2002	MMM	United States	North America	2.59MB	Annual/10K Report	English	
3M Co	12/31/2001	MMM	United States	North America	1.36MB	Annual Report	English	
3M Co	12/31/2000	MMM	United States	North America	836.99KB	Annual Report	English	
3M Co	12/31/1999	MMM	United States	US and Canada	1.27MB	Annual Report	English	



Industry Reports Tab

The **Industry Reports** tab opens with a table of reports. The table has numerous reports available. There may be reports from many different industries, depending on how many industries in which the company being researched does business.

The tab may have more than one page. You may navigate through the pages by using the arrow buttons at the bottom of the page. You also

have the option to enter a number into the data field and press the **Enter** key to go directly to the desired page.

The Report column of the table has icons that are links to reports in PDF format. Clicking on an icon will open a *File Download* window.

Clicking on **Open** will open the file in a new window using Acrobat Reader.

The **Save** button will open the *Save As* window where you are prompted to name the file and select the location to save it.

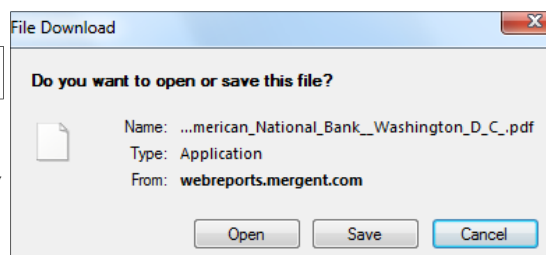
Clicking on the **New Industry Reports Search** link in the **Industry Reports** tab header will open the **Industry Report Search** tab so that you may search for reports from other industries. See page 8 for information about the **Industry Report Search** tab.

Equity Reports Tab

The **Equity Reports** tab opens with a table of reports. The table may have only one report (or none). This table has several links. The Company column

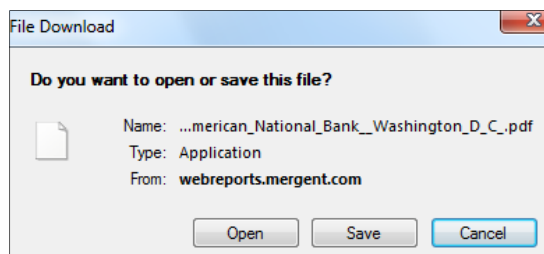
lists company names. Each name is a link to that company's *Company* page. Clicking on the

Document Date	Name	Description	Region	Industry	Report
Sep 2010	Biotechnology	This report updates the previous North American biotechnology report, focusing on the markets in the United States and Canada.	North America	Biotechnology	
Sep 2010	Medical Equipment	This report updates the previous North American medical equipment report, focusing on the markets in the United States and Canada.	North America	Medical Instruments & Equipment	
Sep 2010	Metal Works	This report updates the previous North American metal works report, focusing on the markets in the United States and Canada.	North America	Metal Works	
Jun 2010	Chemicals	This report updates the previous North American chemicals report, focusing on the markets in the United States and Canada.	North America	Chemicals	
May 2010	Pharmaceuticals	This report updates the previous North American pharmaceuticals report, focusing on the markets in the United States and Canada.	North America	Pharmaceuticals	
Mar 2010	Biotechnology	This report updates the previous North American biotechnology report, focusing on the markets in the United States and Canada.	North America	Biotechnology	
Mar 2010	Medical Equipment	This report updates the previous North American medical equipment report, focusing on the markets in the United States and Canada.	North America	Medical Instruments & Equipment	
Mar 2010	Metal Works	This report updates the previous North American metal works report, focusing on the markets in the United States and Canada.	North America	Metal Works	
Dec 2009	Chemicals	This report updates the previous North American chemicals report, focusing on the markets in the United States and Canada.	North America	Chemicals	
Dec 2009	Pharmaceuticals	This report updates the previous North American pharmaceuticals report, focusing on the markets in the United States and Canada.	North America	Pharmaceuticals	
Nov 2009	Metal Works	This report updates the previous North American metal works report, focusing on the markets in the United States and Canada.	North America	Metal Works	
Oct 2009	Medical Equipment	This report updates the previous North American medical equipment report, focusing on the markets in the United States and Canada.	North America	Medical Instruments & Equipment	
Sep 2009	Biotechnology	This report updates the previous North American biotechnology report, focusing on the markets in the United States and Canada.	North America	Biotechnology	
Jul 2009	Chemicals	This report updates the previous North American chemicals report, focusing on the markets in the United States and Canada.	North America	Chemicals	
Jun 2009	Pharmaceuticals	This report updates the previous North American Pharmaceuticals report, focusing on the markets in the United States and Canada.	North America	Pharmaceuticals	
Mar 2009	Metal Works	This report updates the previous North American metal works report, focusing on the markets in the United States and Canada.	North America	Metal Works	
Feb 2009	Biotechnology	This report updates the previous North American biotechnology report, focusing on the markets in the United States and Canada.	North America	Biotechnology	



same company you are currently researching will open the *Company* page at the initial point of the **Company Details** tab.

The Report column of the table has icons that are links to reports in PDF format. Clicking on an icon will open a *File Download* window.



Clicking on **Open** will open the file in a new window using Acrobat Reader.

The **Save** button will open the *Save As* window where you are prompted to name the file and select the location to save it.

Clicking on the **New Equity Reports Search** link in the **Equity Reports** tab header will open the **Equity Report Search** tab so that you may search for other reports. See page 9 for information about the **Equity Report Search** tab.

Bond Reports Tab

The **Bond Reports** tab opens with a table of reports. The table may have many reports or none.

The Report column of the table has icons that are links to reports in PDF



format. Clicking on an icon will open a *File Download* window.

Company Details	Annual Reports	Industry Reports	Equity Reports	Bond Reports	EDGAR Filings			
Issuer Name	Maturity Date	Ticker	CUSIP	Coupon	Issue Description	Active	Report	
3M Co (United States)	12/31/1969		604059AG0	0.6775	NT FLTGT RT	Yes		
3M Co (United States)	03/15/2037		88579EAC9	5.7	MTN SER D	Yes		
3M Co (United States)	05/22/2037		604059AD7	0.76088	NT FLTGT RT	Yes		
3M Co (United States)	12/31/1969		88579EAA3	2.82	MTN FLTGT RT SER D	Yes		
3M Co (United States)	04/01/2005		604059AB1	8.85	DEB	No		
3M Co (United States)	11/21/2032	MMM	88579YAA9	0	SR NT ZERO CPN CONV RULE 144A	Yes		
3M Co (United States)	11/06/2009		88579EAB1	5.125	MTN SER D	Yes		
3M Co (United States)	02/15/2028		604059AE5	6.375	DEB	Yes		
3M Co (United States)	11/21/2032	MMM	88579YAB7	0	SR NT ZERO CPN CONV (LYONS)	Yes		
3M Co (United States)	12/12/2010		604059AF2		PUTTABLE/DLR RMKD SECS (DRS)	No		

Clicking on **Open** will open the file in a new window using Acrobat Reader.

The **Save** button will open the *Save As* window where you are prompted to name the file and select the location to save it.

EDGAR Filings Tab

The **EDGAR Filings** tab opens with a table of SEC filings. The entries in the first column (Accession Number) are links to the actual documents listed.

Company Details	Annual Reports	Industry Reports	Equity Reports	Bond Reports	EDGAR Filings			
Accession Number	Conformed Name	CIK	Submission Type	Filing Date	Document Count	IRS Number	State/Country	
0001104659-10-052512	3M CO	0000066740	SC 13D/A	10/15/2010	1	410417775	DE	
0001104659-10-051875	3M CO	0000066740	SC TO-T/A	10/08/2010	2	410417775	DE	
0001127802-10-025244	3M CO	0000066740	4	10/08/2010	1	410417775	DE	
0001047469-10-008452	3M CO	0000066740	SC TO-T/A	10/06/2010	2	410417775	DE	
0001047469-10-008415	3M CO	0000066740	SC TO-T/A	10/04/2010	1	410417775	DE	
0001127802-10-024143	3M CO	0000066740	4	10/01/2010	1	410417775	DE	
0001127802-10-024147	3M CO	0000066740	4	10/01/2010	1	410417775	DE	
0001047469-10-008267	3M CO	0000066740	SC TO-T/A	09/24/2010	1	410417775	DE	
0001047469-10-008126	3M CO	0000066740	SC TO-T/A	09/16/2010	1	410417775	DE	
0001127802-10-022991	3M CO	0000066740	4	09/14/2010	1	410417775	DE	
0001047469-10-008010	3M CO	0000066740	SC TO-T	09/10/2010	19	410417775	DE	
0001104659-10-047745	3M CO	0000066740	SC 13D	09/08/2010	2	410417775	DE	
0001127802-10-022562	3M CO	0000066740	4	09/07/2010	1	410417775	DE	
0001127802-10-022411	3M CO	0000066740	4	09/02/2010	1	410417775	DE	
0001104659-10-046863	3M CO	0000066740	SC TO-C	09/01/2010	9	410417775	DE	
0001104659-10-046503	3M CO	0000066740	8-K	08/30/2010	2	410417775	DE	
0001104659-10-046571	3M CO	0000066740	SC TO-C	08/30/2010	44	410417775	DE	
0001104659-10-046504	3M CO	0000066740	SC TO-C	08/30/2010	2	410417775	DE	
0001127802-10-021007	3M CO	0000066740	4	08/10/2010	1	410417775	DE	
0001127802-10-021004	3M CO	0000066740	4	08/10/2010	1	410417775	DE	
0001127802-10-021002	3M CO	0000066740	4	08/10/2010	1	410417775	DE	

Clicking one of these links will open the document in a new window. The document is in one long scrolling page.

Clicking on the **New EDGAR Documents Search** link in the **EDGAR Filings** tab header will open the **EDGAR Search** tab so that you may search for other documents. See page 10 for information about the **EDGAR Search** tab.

0001104659-10-051875 SC TO-T/A 2 20101008 20101008 VENTURA ACQUISITION CORPORATION Cogent, Inc. 0001289434 7373 954305768 DE 1231 SC TO-T/A 34 005-80576 101116401 639 NORTH ROSEMEAD BLVD BUILDING 1 PASADENA CA 91107 626-325-9600 639 NORTH ROSEMEAD BLVD BUILDING 1 PASADENA CA 91107 Cogent Systems, INC 20040505 Cogent, Inc. 0001289434 7373 954305768 DE 1231 SC 13D/A 34 005-80576 101116402 639 NORTH ROSEMEAD BLVD BUILDING 1 PASADENA CA 91107 626-325-9600 639 NORTH ROSEMEAD BLVD BUILDING 1 PASADENA CA 91107 Cogent Systems, INC 20040505 3M CO 0000066740 3841 410417775 DE 1231 SC TO-T/A 3M CENTER BLDG. 220-11W-02 ST PAUL MN 55144-1000 6517332204 3M CENTER BLDG. 220-11W-02 ST. PAUL MN 55144-1000 MINNESOTA MINING & MANUFACTURING CO 19920703 SC TO-T/A 1 a10-18800 5sectota.htm SC TO-T

**UNITED STATES
SECURITIES AND EXCHANGE COMMISSION**
Washington, D.C. 20549

**SCHEDULE TO
TENDER OFFER STATEMENT UNDER SECTION 14(D)(L) OR 13(E)(L)
OF THE SECURITIES EXCHANGE ACT OF 1934**
(Amendment No. 5)

COGENT, INC.
(Name of Subject Company (Issuer))

**3M COMPANY
VENTURA ACQUISITION CORPORATION**
(Name of Filing Persons (Offerors))

Common Stock, \$0.001 Par Value Per Share
(Title of Class of Securities)

19239Y 10 8
(CUSIP Number of Class of Securities)

Gregg M. Larson
Deputy General Counsel and Secretary
3M Company
3M Center
St. Paul, Minnesota 55133
(651) 733-2204
(Name, Address and Telephone Number of Person Authorized to Receive Notices and Communications on Behalf of Filing Persons)

Copies to:
Christopher E. Austin
Cleary Gottlieb Steen & Hamilton LLP
One Liberty Plaza
New York, New York 10006
(212) 225-2000

CALCULATION OF FILING FEE

Transaction Valuation* _____ Amount of Filing Fee** _____